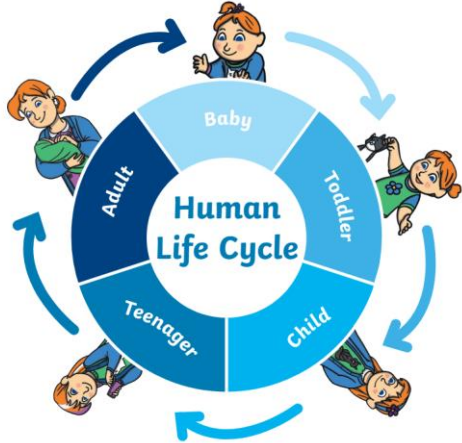
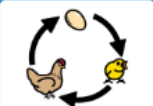











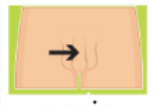


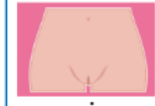

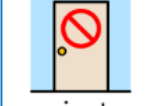




**Key Content (New Learning)**

To know human and animal life cycles.	To understand the process of growing from young to old.	To understand some ways my body has changed since I was a baby	To recognise physical differences between boys and girls and know the correct names for penis, testicles, vagina and vulva.
---------------------------------------	---	--	---

**Unit Overview**

**Key Vocabulary**

Lesson 1	We will draw and discuss different life cycles and the changes at each stage.		 life cycle	 change	 young	 old
Lesson 2	We will talk about how people get old and discuss older people we love.		 baby	 toddler	 child	 teenager
Lesson 3	We will talk about we have changed and what we look forward to doing when we get older.		 adult	 touch	 like	 dislike
Lesson 4	We will look at our body parts and how boys and girls are different. We will learn the correct vocabulary for private parts of our bodies.		 penis	 testicles	 vulva	 vagina
Lesson 5	We will discuss types of touch we like and what to do if we do not like a touch.		 anus	 private	 excited	 nervous
Lesson 6 End Point	We will create a class leaf mobile to reflect our learning on change this term. We will also complete a short quiz.					